


abc



food



A book to help children and their parents
to learn some of the basics of the Braille code.

About this book

Underline indicates a Braille contraction

Print:

a is for apple

Grade 1 Braille:



Print:

a is for apple

Grade 2 Braille:



(Parent information, not included on tactile pages)

The contracted word 'for'  is used on the top line to save space.

Tactile graphic label:

apple



a a a



apple




a is for apple

1

• •• •• • •••• •

••



a a a

• • •

apple


• •••• •

b is for banana

2

• •• •• • ••• ••

••



b b b


• • •

banana

• ••• ••

c is for cake

3




c c c
..

cake
... : .

d is for donut

4



d d d
: : :

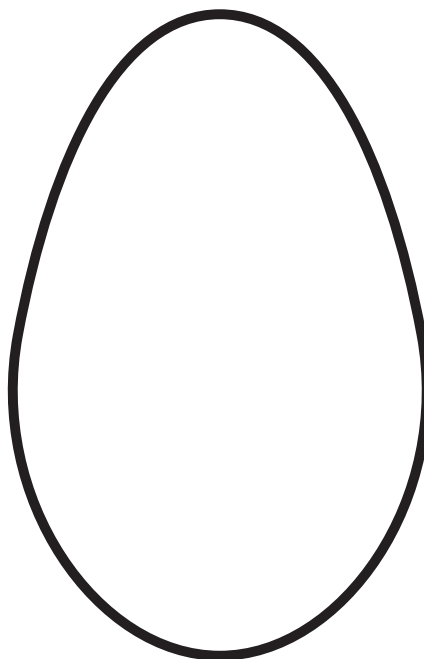
donut
: : : : :

e is for egg

5

•. •. •. •. •. •. •. •. •. •.

•. •. •.



e e e

egg

•. •. •.

•. •. •. •.

f is for fruit

6

•. •. •. •. •. •. •. •. •. •.

•. •. •.



f f f

fruit

•. •. •.

•. •. •. •. •. •.

g is for grapes

7

g is for grapes

g is



g g g

g g g

grapes

g r a p e s

h is for honey

8

h is for honey

h is



h h h

h h h

honey

h o n e y

i is for icing

9

i is for icing

9



i i i


icing

j is for jam

10

j is for jam

10



j j j

jam

k is for kiwi fruit

11



k k k

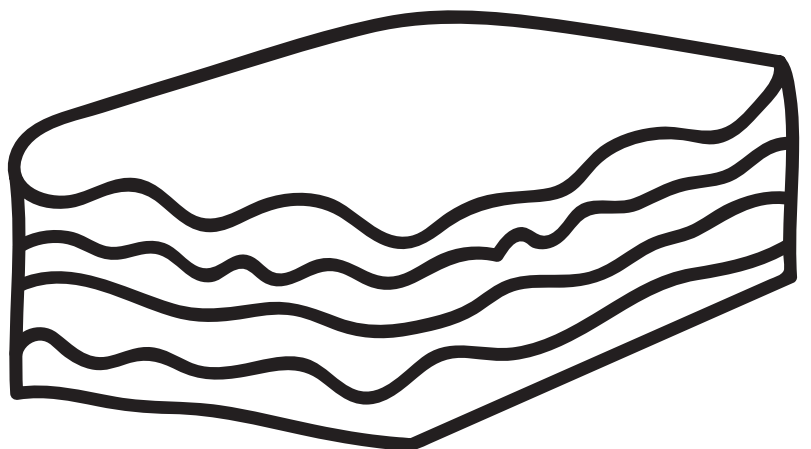
kiwi

fruit



I is for lasagne

12

[illegible]

lasagne



m is for milk

13

m i s f o r m i l k

m i l k



m m m

milk

m m m

m i l k

n is for nuts

14

n i s f o r n u t s

n u t s



n n n

nuts

n n n

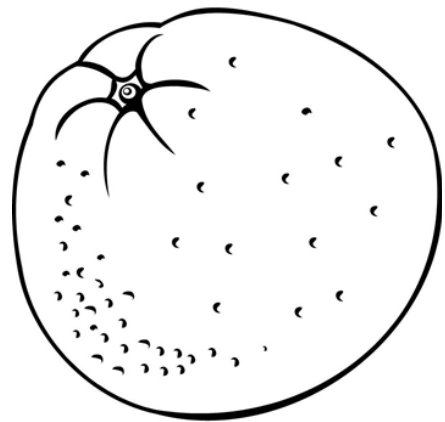
n u t s

o is for orange

15

o is for orange

orange



o o o

orange

o o o

orange

p is for pasta

16

p is for pasta

pasta



p p p

pasta

p p p

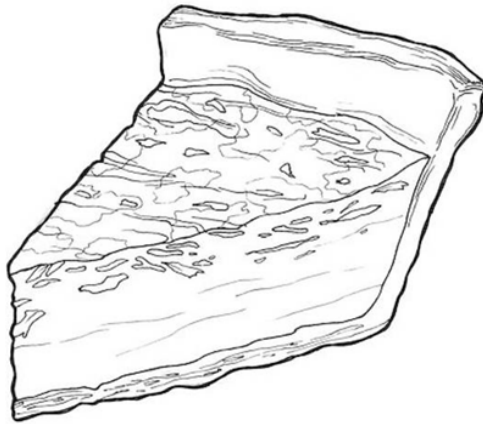
pasta

q is for quiche

17

q is for quiche

q is for



q q q

quiche


quiche

r is for raspberry

18

r is for raspberry

r is for



r r r

raspberry

r r r


raspberry

s is for spaghetti

19

s is for spaghetti

is for



s s s

spaghetti

s s s

s p a g h e t t i

t is for tomato

20

t is for tomato

is for



t t t

tomato

t t t


t o m a t o

u is for udon noodles

21

⠠⠥ ⠠⠊⠑ ⠠⠋⠗ ⠠⠥⠔⠗⠒ ⠠⠒⠔⠔⠊⠑⠎

⠠⠥⠔⠗ ⠠⠒⠔⠔⠊⠑⠎



u u u

⠠⠥ ⠠⠥ ⠠⠥

udon

⠠⠥⠔⠗

v is for vegetables

22

⠠⠧ ⠠⠊⠑ ⠠⠋⠗ ⠠⠧⠑⠑⠞⠊⠑⠔⠊⠑⠎

⠠⠧⠑⠑⠞⠊⠑⠔⠊⠑⠎



v v v

⠠⠧ ⠠⠧ ⠠⠧

vegetables


⠠⠧⠑⠑⠞⠊⠑⠔⠊⠑⠎

w is for watermelon

23

⠠⠺ ⠠⠊⠑ ⠠⠋⠕⠗ ⠠⠺⠁⠞⠊⠞⠑⠗⠠⠗⠊⠑

⠠⠺⠠⠺⠠⠺



w w w

⠠⠺ ⠠⠺ ⠠⠺

watermelon

⠠⠺⠠⠺⠠⠺⠠⠺⠠⠺⠠⠺⠠⠺⠠⠺⠠⠺

x is for x-mas pudding

24

⠠⠭ ⠠⠊⠑ ⠠⠋⠕⠗ ⠠⠭⠠⠮⠠⠑ ⠠⠠⠺⠠⠺⠠⠺

⠠⠭⠠⠭⠠⠭



x x x

⠠⠭ ⠠⠭ ⠠⠭

x-mas

⠠⠭⠠⠭⠠⠭⠠⠭⠠⠭⠠⠭

Christmas

⠠⠭⠠⠭⠠⠭⠠⠭⠠⠭⠠⠭⠠⠭⠠⠭

y is for yoghurt

25

y is for yoghurt

y is for



y y y

yoghurt

y y y

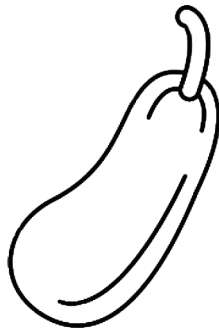
yoghurt

z is for zucchini

26

z is for zucchini

z is for



z z z

zucchini

z z z

zucchini

•	a	⋮	b <u>but</u>	••	c <u>can</u>	⋮	d <u>do</u>	••	e <u>every</u>
⋮	f <u>from</u>	⋮	g <u>go</u>	⋮	h <u>have</u>	••	i	⋮	j <u>just</u>
••	k <u>knowledge</u>	⋮	l <u>like</u>	••	m <u>more</u>	⋮	n <u>not</u>	••	o
⋮	p <u>people</u>	⋮	q <u>quite</u>	⋮	r <u>rather</u>	••	s <u>so</u>	⋮	t <u>that</u>
••	u <u>us</u>	⋮	v <u>very</u>	⋮	w <u>will</u>	⋮	x <u>it</u>	⋮	y <u>you</u>
••	z <u>as</u>								



Advancing 160 years of RIDBC experience.



Education

Premier's Teacher Scholarship

Books written and designed by
Tricia d'Apice
Sydney
Australia
2021
Version 3.0